

MAGIQ 2 CELL KORONA TRIMLESS

A35569-

| | | | | |
|-------------|----------------------|-----------------------|-------------------|----------------------|
| base number | Color Temperature | Finishes (Diamond) | Finish Options | Reflector Options |
|-------------|----------------------|-----------------------|-------------------|----------------------|

1. To build a product code in our configurator select the specify button on the base model # product page
2. To build a manual product code on this datasheet choose from the options listed below in blue font and add the suffix to the base model #

GENERAL

| |
|--------------------------------|
| Series: Magiq |
| Subseries: Magiq 2 Cell Korona |
| Brand: Prolicht |
| Division: Architectural |
| Mounting Type: Trimless |
| Mounting Location: Ceiling |
| Subcategory: Downlight |

PHYSICAL

| |
|---|
| Shape: Rectangle |
| Length (mm): 70 |
| Length (in): 2 ¾ |
| Width (mm): 35 |
| Width (in): 1 ⅜ |
| Height (mm): 65 |
| Height (in): 2 ⅞ |
| Ceiling Thickness (mm): 12.5 |
| Ceiling Thickness (in): 1/2 |
| Min. Recessing Depth (mm): 100 |
| Min. Recessing Depth (in): 3 ⅝ |
| Light Distribution: Direct |
| Weight (kg): 0.246 |
| Weight (lbs): 0.54 |
| Fixture Finish: SSR / BKV / CWI / CRY / HAB / LAG / UFT / ITA / RUA / RUR / MIC / FTG / MYG / TWT / LOD / PUS / FRO / FUP / KIA / POP / BLS / SPG / MEY / GOH / GUM / CHC / COM / ABZ / JAG / OBR / MOS / ROR |
| Holder Finish: WHI / BLK |
| Fixture Material: Aluminum Die Cast |
| Cut-out Measurements: 82mm / 3 1/4" x 42mm / 1 5/8" |
| Upon Request: Unique Ceiling Thickness |

ELECTRICAL

| |
|---|
| Lamp Type: LED (Zhaga Standard) |
| Input Wattage (W): 7.7 |
| Total Output Wattage (W): 6.6 |
| Dimming: Tri-Mode (Non-Dimming and Phase Dimming (120Vac only) and 0-10V Dimming) |
| Driver Included: No |
| Driver Location: Remote |
| Driver Type: Constant Current - Universal |
| Driver Class: Class 2 |
| Input Voltage (V): 120 - 277 |
| Constant Current (MA): 1050 |

LED

| |
|---|
| Number of LEDs: 2 |
| Color Temperature (°K): 2700 / 3000 / 3500 / 4000 |
| Max. Delivered Lumen (lm): 319 / 348 / 356 / 363 |
| Nominal Lumen (lm): 440 / 480 / 490 / 500 |
| CRI: >90 CRI |
| Lamp Life (hrs): 50000 |
| Upon Request: Special Color Temperature |

OPTICAL

| |
|-----------------------------------|
| Reflector°: 8 / 18 / 34 |
| Upon Request: Special Beam Angles |

RATINGS AND CERTIFICATIONS

Certified By: CSA Certified to UL and CSA Standards

For additional international specifications by adding 'INT' at the end of the existing Model #. For assistance on 'custom' specifications, contact zteam@zaneen.com.

In a constant effort to supply the best product, we reserve the right to change specifications or materials without notice. The most recent specification sheets are found at zaneen.com

| |
|-----------|
| PROJECT |
| TYPE |
| SPECIFIER |
| QUANTITY |
| DATE |



120mm
4 ¾"

12 ½ mm
½"

82mm x 42mm
3 ¼" x 1 ⅝"

MAGIQ 2 CELL KORONA TRIMLESS

A35569-

| | |
|-----------|--|
| PROJECT | |
| TYPE | |
| SPECIFIER | |
| QUANTITY | |
| DATE | |



MAGIQ 2 CELL TRIMLESS

A35616- -
base number Color
Temperature

1. To build a product code in our configurator select the specify button on the base model # product page
2. To build a manual product code on this datasheet choose from the options listed below in blue font and add the suffix to the base model #

GENERAL

Series: Magiq
Subseries: Magiq 2 Cell
Brand: Prolicht
Division: Architectural
Mounting Type: Trimless
Mounting Location: Ceiling
Subcategory: Downlight

PHYSICAL

Shape: Rectangle
Length (mm): 70
Length (in): 2 ¾
Width (mm): 35
Width (in): 1 ⅜
Height (mm): 65
Height (in): 2 ⅞
Ceiling Thickness (mm): 12.5
Ceiling Thickness (in): 1/2
Min. Recessing Depth (mm): 100
Min. Recessing Depth (in): 3 ⅝
Light Distribution: Downlight
Weight (kg): 0.241
Weight (lbs): 0.53
Fixture Finish: BLK / WHI
Fixture Material: Aluminum Die Cast
Cut-out Measurements: 82mm / 3 1/4" x 42mm / 1 5/8"
Upon Request: Unique Ceiling Thickness

ELECTRICAL

Lamp Type: LED (Zhaga Standard)
Input Wattage (W): 9
Total Output Wattage (W): 8.2
Dimming: Tri-Mode (Non-Dimming and Phase Dimming (120Vac only) and 0-10V Dimming)
Driver Included: No
Driver Location: Remote
Driver Type: Constant Current - Universal
Driver Class: Class 2
Input Voltage (V): 120 - 277
Constant Current (MA): 1050

LED

Number of LEDs: 2
Color Temperature (°K): 2700 / 3000 / 3500 / 4000
Max. Delivered Lumen (lm): 314 / 342 / 350 / 357
Nominal Lumen (lm): 440 / 480 / 490 / 500
CRI: >90 CRI
Lamp Life (hrs): 50000
Upon Request: Special Color Temperature

OPTICAL

Reflector°: 8 / 18 / 34
Upon Request: Special Beam Angles

RATINGS AND CERTIFICATIONS

Certified By: CSA Certified to UL and CSA Standards
IP rating: IP20

PROJECT
TYPE
SPECIFIER
QUANTITY
DATE



120mm
4 ¾"

12 ½ mm
½"

82mm x 42mm
3 ¼" x 1 ⅝"



| | |
|-----------|--|
| PROJECT | |
| TYPE | |
| SPECIFIER | |
| QUANTITY | |
| DATE | |



PROJECT

TYPE

SPECIFIER

QUANTITY

DATE

Fixture Finish

| | | | | | |
|-------------------------------|-------------------------|------------------------------|--------------------------------|--------------------------|---------------------------|
| Black - BLK (BLK) | White - WHI (WHI) | Sparkling Silver - 01 (SSR) | Black Velvet - 02 (BKV) | Crystal White - 03 (CWI) | Creamy - 04 (CRY) |
| Hampton Bay - 05 (HAB) | Lagoon - 06 (LAG) | Urban Forest - 07 (UFT) | In the Army - 08 (ITA) | Rusty Angel - 09 (RUA) | Rusty Rush - 10 (RUR) |
| Milk and Chocolate - 11 (MIC) | Fade to Gray - 12 (FTG) | Mysterious Gray - 13 (MYG) | Twilight - 14 (TWT) | Lost Dream - 15 (LOD) | Purple Sky - 16 (PUS) |
| Fresh Oh - 17 (FRO) | Funky P. - 18 (FUP) | Kissing Aphrodite - 19 (KIA) | Poseidon's Paradise - 20 (POP) | Blue Sky - 21 (BLS) | Spring Green - 22 (SPG) |
| Mellow Yellow - 23 (MEY) | Golden Heart - 24 (GOH) | Gun Metal - 25 (GUM) | Champagne Cream - 26 (CHC) | Copper Mine - 27 (COM) | Ancient Bronze - 28 (ABZ) |
| Jazz Gold - 29 (JAG) | Olive Breeze - 30 (OBR) | Moonlight Silver - 31 (MOS) | Rosewood Red - 32 (ROR) | | |

Holder Finish

| | |
|-------------------|-------------------|
| White - WHI (WHI) | Black - BLK (BLK) |
|-------------------|-------------------|

Digital: Not all screens are calibrated the same, and therefore, colors will appear differently between screens.
Physical: When texture is involved, there will be variations in color, character and tone within a product series and between product families.

Gun Metal: No Gun Metal finish is alike. It combines a mixture of transparent and black color particles which ensures a highly individual effect and no luminaire being identical.

Champagne Cream, Copper Mine, Ancient Bronze + Jazz Gold: These finishes have slight fading from specific powder coating production. Each luminaire will slightly vary.



| |
|-----------|
| PROJECT |
| TYPE |
| SPECIFIER |
| QUANTITY |
| DATE |











LEGEND

| | | | | | |
|--|---|---|--|---|--|
|  | floor-mounted |  | pivotal |  | special LED (upon request) RGB, RGBW, tunable, gold+, meat+, art+, fashion+ |
|  | wall and ceiling: recessed and surface mounted |  | rotating |  | warm dim / natural dimming LED |
|  | ceiling-mounted and wall-mounted |  | illuminate tilted |  | rechargeable battery powered |
|  | wall-mounted |  | color of suspension cable |  | fixture with natural vivid LED (upon request) |
|  | omni-directional light distribution |  | length of suspension cable |  | color rendering index |
|  | direct light distribution |  | reflector degree selection |  | color temperature |
|  | direct/indirect light distribution |  | super spot |  | lumen (luminous flux) |
|  | indirect light distribution |  | lens |  | efficacy (lumens per watt) |
|  | asymmetric light distribution |  | lens pack |  | Unified Glare Rating (UGR) range from 5-40 |
|  | aura light distribution |  | shine ring |  | marine grade (AISI 316 stainless steel) |
|  | round wall or ceiling cut-out |  | integrated shine ring with diffuser |  | walk on |
|  | square wall or ceiling cut-out |  | free individual colors 01-29 |  | drive on |
|  | the supplied jig specifies the cutout dimensions |  | individual colors: 00 (free of charge), 01-25 (extra charge) |  | Dark Sky Compliance |
|  | minimum distance (meters) lamp - object |  | luminaire part to be colored (F1) |  | Americans with Disabilities Act (less than 4" off the wall located between 27"-84" from floor) |
|  | recessed depth |  | luminaire part to be colored (F2) |  | lamp protected against explosion |
|  | ceiling thickness in mm |  | luminaire part to be colored (F3) |  | blown glass using traditional methods by master glass blower |
|  | ceiling thickness selection |  | luminaire part to be colored (F4) |  | acoustic material |
|  | dimmable DP (phase), DV (0-10V), DD (dali), DS (step-dim) |  | luminaire part to be colored (F5) |  | protection class I, protection insulation |
|  | included or excluded LED driver/transformer/control gear |  | color of 3-circuit adaptor |  | protection class II, protection insulation |
|  | separately switchable |  | indirect diffuser |  | ETL Certified to UL and CSA Standards |
|  | sensor |  | direct diffuser |  | UL Certified to UL and CSA Standards |
|  | remote control |  | ball-proof (upon request) |  | CSA Certified to UL and CSA Standards |
|  | available upon request |  | accessory |  | Certified for North American Standards |

IP RATING

| | |
|---|--|
|  | protected against ingress of solid bodies greater than 12.5mm (finger) |
|  | protected against ingress of solid bodies greater than 2.5mm protected against sprays of water up to 60 degrees from the vertical (rain) |
|  | protected against ingress of solid bodies greater than 1mm (wire) no protection against the ingress of moisture |
|  | protected against ingress of solid bodies greater than 1mm (wire) protected against sprays of water up to 60 degrees from the vertical (rain) |
|  | protected against ingress of solid bodies greater than 1mm (wire) protected against water splashed from all directions |
|  | protected against limited ingress of dust (wet rooms/covered outdoor areas) protected against water splashed from all directions |
|  | protected against ingress of dust protected against jets of water |
|  | protected against ingress of dust protected against powerful jets of water or heavy seas |
|  | protected against ingress of dust protected against immersion of water between 15cm - 1m for 30 minutes |
|  | protected against ingress of dust protected against immersion of water under pressure for long periods |

IK RATING

| | |
|---|---|
|  | protected against 0.14 joules impact (equivalent to 0.25kg mass dropped from 56mm above the surface) |
|  | protected against 0.2 joules impact (equivalent to 0.25kg mass dropped from 80mm above the surface) |
|  | protected against 0.35 joules impact (equivalent to 0.25kg mass dropped from 140mm above the surface) |
|  | protected against 0.5 joules impact (equivalent to 0.25kg mass dropped from 200mm above the surface) |
|  | protected against 0.7 joules impact (equivalent to 0.25kg mass dropped from 280mm above the surface) |
|  | protected against 1 joules impact (equivalent to 0.25kg mass dropped from 400mm above the surface) |
|  | protected against 2 joules impact (equivalent to 0.5kg mass dropped from 400mm above the surface) |
|  | protected against 5 joules impact (equivalent to 1.7kg mass dropped from 300mm above the surface) |
|  | protected against 10 joules impact (equivalent to 5.0kg mass dropped from 200mm above the surface) |
|  | protected against 20 joules impact (equivalent to 5.0kg mass dropped from 400mm above the surface) |